



pH SOLUTIONS

pH Solutions  
181 W. Huntington Dr.  
Monrovia, CA 91016

(855) 734-6640  
/www.phs-lab.com/  
Lic# C8-0000022-LIC

QA Testing

## Daily 50 Olive Oil

METRC Batch:; METRC Sample:

Sample ID: 2007PHS0736

Strain: Daily 50 Olive Oil

Matrix: Ingestible

Type: Tincture

Sample Size: Batch:

Produced:

Collected:

Received: 07/01/2020

Completed: 07/02/2020

Batch#: 2134

Producer

Myriams Hemp

Henderson, Nevada



### Cannabinoids

Complete

0.159%

Total THC

6.016%

Total CBD

Analyte	LOD	LOQ	Result	Result	Result
	mg/g	mg/g	%	mg/g	mg/unit
THCa	0.01	0.01	ND	ND	ND
Δ9-THC	0.05	0.17	0.159	1.59	47.80
Δ8-THC	0.08	0.27	ND	ND	ND
CBDa	0.06	0.20	ND	ND	ND
CBD	0.07	0.25	6.016	60.16	1804.69
CBN	0.10	0.60	ND	ND	ND
CBGa	0.07	0.26	ND	ND	ND
CBG	0.04	0.15	ND	ND	ND
CBC	0.15	0.50	0.225	2.25	67.61
Total THC			0.159	1.59	47.80
Total CBD			6.016	60.16	1804.69

### Notes:

Total THC = (THCa \* 0.877) + Δ9-THC; Total CBD = (CBDa \* 0.877) + CBD

LOQ = Limit of Quantitation; The reported result is based on a sample weight with the applicable moisture content for that sample; Unless otherwise stated all quality control samples performed within specifications established by the Laboratory. Cannabinoids: UHPLC, PDA, SOP 6.0, 16 CCR §5724 Microbial: qPCR, SOP 6.05, 16 CCR §5720 Foreign Material: SOP 2.02 16 CCR §5722, %H2O and WA: Moisture Balance, Rotronic, SOP 6.07 §5717

NT

Not Tested  
Moisture Content

NT

Not Tested  
Water Activity

Not Tested

Foreign Matter




*Raquel Keledjian*

Raquel Keledjian  
Lab Director

Confident Cannabis  
All Rights Reserved  
support@confidentcannabis.com  
(866) 506-5866  
www.confidentcannabis.com



Attest all LQC samples performed and met in accordance with 16 CCR sec. 5730. This product has been tested by PH Solutions using valid testing methodologies and a quality system as required by state law. Values reported relate only to the product tested. PH Solutions makes no claims as to the efficacy, safety or other risks associated with any detected or non-detected levels of any compounds reported herein. This Certificate shall not be reproduced except in full, without the written approval of PH Solutions. Certified by Lab Director Dr. Raquel Keledjian



pH SOLUTIONS

pH Solutions  
181 W. Huntington Dr.  
Monrovia, CA 91016

(855) 734-6640  
/www.phs-lab.com/  
Lic# C8-0000022-LIC

QA Testing

## Daily 50 Olive Oil

METRC Batch:; METRC Sample:

Sample ID: 2007PHS0736

Strain: Daily 50 Olive Oil

Matrix: Ingestible

Type: Tincture

Sample Size: Batch:

Produced:

Collected:

Received: 07/01/2020

Completed: 07/02/2020

Batch#: 2134

Producer

Myriams Hemp

Henderson, Nevada

### Terpenes

Analyte	LOD	LOQ	Mass	Mass	
	%	%	%	mg/g	
Linalool	0.04	0.11	0.22	2.2	
β-Caryophyllene	0.03	0.08	0.20	2.0	
β-Myrcene	0.04	0.11	0.17	1.7	
1,8-Cineole	0.02	0.05	ND	ND	
α-Bisabolol	0.08	0.23	ND	ND	
α-Humulene	0.04	0.12	ND	ND	
α-Pinene	0.03	0.10	ND	ND	
α-Terpinene	0.02	0.05	ND	ND	
β-Ocimene	0.03	0.10	ND	ND	
β-Pinene	0.03	0.09	ND	ND	
Camphene	0.03	0.10	ND	ND	
Camphor	0.03	0.09	ND	ND	
cis-Nerolidol	0.03	0.09	ND	ND	
δ-3-Carene	0.01	0.04	ND	ND	
δ-Limonene	0.05	0.14	ND	ND	
γ-Terpinene	0.03	0.10	ND	ND	
Geraniol	0.09	0.28	ND	ND	
Guaiol	0.03	0.08	ND	ND	
p-Cymene	0.01	0.04	ND	ND	
Terpinolene	0.03	0.09	<LOQ	<LOQ	
trans-Nerolidol	0.04	0.11	ND	ND	
<b>Total</b>			<b>0.59</b>	<b>5.9</b>	


### Primary Aromas





Lavender



Cinnamon



Hops



Date Tested: 07/01/2020

LOQ = Limit of Quantitation; The reported result is based on a sample weight with the applicable moisture content for that sample; Unless otherwise stated all quality control samples performed within specifications established by the Laboratory. Analyzed by GC-FID, SOP 6.02, 16 CCR §5725

*Raquel Keledjian*

Raquel Keledjian  
Lab Director  
07/02/2020

Confident Cannabis  
All Rights Reserved  
support@confidentcannabis.com  
(866) 506-5866  
www.confidentcannabis.com



Attest all LQC samples performed and met in accordance with 16 CCR sec. 5730. This product has been tested by PH Solutions using valid testing methodologies and a quality system as required by state law. Values reported relate only to the product tested. PH Solutions makes no claims as to the efficacy, safety or other risks associated with any detected or non-detected levels of any compounds reported herein. This Certificate shall not be reproduced except in full, without the written approval of PH Solutions. Certified by Lab Director Dr. Raquel Keledjian

## Daily 50 Olive Oil

METRC Batch:; METRC Sample:  
Sample ID: 2007PHS0736  
Strain: Daily 50 Olive Oil  
Matrix: Ingestible  
Type: Tincture  
Sample Size: Batch:

Produced:  
Collected:  
Received: 07/01/2020  
Completed: 07/02/2020  
Batch #: 2134

Producer  
  
Myriams Hemp  
Henderson, Nevada

### Microbials

Pass

Analyte	Result	Status
Aspergillus flavus	Not Detected in 1g	Pass
Aspergillus fumigatus	Not Detected in 1g	Pass
Aspergillus niger	Not Detected in 1g	Pass
Aspergillus terreus	Not Detected in 1g	Pass
Shiga toxin-producing E. Coli	Not Detected in 1g	Pass
Salmonella SPP	Not Detected in 1g	Pass

LOQ = Limit of Quantitation; TNC = Too Numerous to Count; Unless otherwise stated all quality control samples performed within specifications established by the Laboratory. Analyzed by qPCR, SOP 6.05, 16 CCR §5720

### Mycotoxins

Pass

Analyte	LOD	LOQ	Limit	Units	Status
	µg/kg	µg/kg	µg/kg	µg/kg	
B1	0.166	0.55	20	ND	Pass
B2	0.89	2.97	20	ND	Pass
G1	0.495	1.66	20	ND	Pass
G2	0.585	1.95	20	ND	Pass
Total Aflatoxins			20	ND	Pass
Ochratoxin A	0.848	2.87	20	ND	Pass

LOQ = Limit of Quantitation; The reported result is based on a sample weight with the applicable moisture content for that sample; Unless otherwise stated all quality control samples performed within specifications established by the Laboratory. Analyzed by LCMS, SOP 6.03 & 6.04, 16 CCR §5721

### Heavy Metals

Pass

Analyte	LOD	LOQ	Limit	Units	Status
	µg/g	µg/g	µg/g	µg/g	
Arsenic	0.001	0.004	0.2	ND	Pass
Cadmium	0.002	0.006	0.2	ND	Pass
Lead	0.0004	0.001	0.5	ND	Pass
Mercury	0.011	0.038	0.1	ND	Pass

LOQ = Limit of Quantitation; The reported result is based on a sample weight with the applicable moisture content for that sample; Unless otherwise stated all quality control samples performed within specifications established by the Laboratory. Analyzed by ICPMS SOP 6.06, 16 CCR § 5723



*Rkeledj*

Raquel Keledjian  
Lab Director

Confident Cannabis  
All Rights Reserved  
support@confidentcannabis.com  
(866) 506-5866  
www.confidentcannabis.com



Attest all LQC samples performed and met in accordance with 16 CCR sec. 5730. This product has been tested by PH Solutions using valid testing methodologies and a quality system as required by state law. Values reported relate only to the product tested. PH Solutions makes no claims as to the efficacy, safety or other risks associated with any detected or non-detected levels of any compounds reported herein. This Certificate shall not be reproduced except in full, without the written approval of PH Solutions. Certified by Lab Director Dr. Raquel Keledjian



**pH SOLUTIONS**

pH Solutions  
181 W. Huntington Dr.  
Monrovia, CA 91016

(855) 734-6640  
/www.phs-lab.com/  
Lic# C8-0000022-LIC

## Daily 50 Olive Oil

METRC Batch:; METRC Sample:  
Sample ID: 2007PHS0736  
Strain: Daily 50 Olive Oil  
Matrix: Ingestible  
Type: Tincture  
Sample Size: Batch:

Produced:  
Collected:  
Received: 07/01/2020  
Completed: 07/02/2020  
Batch#: 2134

Producer  
  
Myriams Hemp  
Henderson, Nevada

### Pesticides

Pass

Analyte	LOD	LOQ	Limit	Mass	Status	Analyte	LOD	LOQ	Limit	Mass	Status
	PPM	PPM	PPM	µg/g			PPM	PPM	PPM	µg/g	
Abamectin	0.0075	0.0249	0.3000	ND	Pass	Fludioxonil	0.0090	0.0302	30.0000	ND	Pass
Acephate	0.0056	0.0187	5.0000	ND	Pass	Hexythiazox	0.0006	0.0019	2.0000	ND	Pass
Acequinocyl	0.0008	0.0025	4.0000	ND	Pass	Imazalil	0.0056	0.0188	0.0056	ND	Pass
Acetamiprid	0.0011	0.0037	5.0000	ND	Pass	Imidacloprid	0.0020	0.0067	3.0000	ND	Pass
Aldicarb	0.0040	0.0133	0.0040	ND	Pass	Kresoxim Methyl	0.0024	0.0081	1.0000	ND	Pass
Azoxystrobin	0.0006	0.0019	40.0000	ND	Pass	Malathion	0.0010	0.0034	5.0000	ND	Pass
Bifenazate	0.0005	0.0016	5.0000	ND	Pass	Metalaxyl	0.0009	0.0032	15.0000	ND	Pass
Bifenthrin	0.1911	0.6371	0.5000	ND	Pass	Methiocarb	0.0019	0.0063	0.0019	ND	Pass
Boscalid	0.0019	0.0065	10.0000	ND	Pass	Methomyl	0.0013	0.0042	0.1000	ND	Pass
Captan	0.0608	0.2027	5.0000	ND	Pass	Mevinphos	0.0117	0.0389	0.0117	ND	Pass
Carbaryl	0.0013	0.0044	0.5000	ND	Pass	Myclobutanil	0.0213	0.0709	9.0000	ND	Pass
Carbofuran	0.0069	0.0229	0.0069	ND	Pass	Naled	0.0017	0.0056	0.5000	ND	Pass
Chlorantraniliprole	0.0017	0.0058	40.0000	ND	Pass	Oxamyl	0.0007	0.0025	0.2000	ND	Pass
Chlordane	0.0324	0.1020	0.0324	ND	Pass	Paclobutrazol	0.0015	0.0049	0.0015	ND	Pass
Chlorfenapyr	0.0108	0.0361	0.0108	ND	Pass	Parathion Methyl	0.0150	0.0500	0.0150	ND	Pass
Chlorpyrifos	0.0161	0.0538	0.0161	ND	Pass	Pentachloronitrobenzene	0.0291	0.0960	0.2000	ND	Pass
Clofentezine	0.0002	0.0008	0.5000	ND	Pass	Permethrin	0.0336	0.1120	20.0000	ND	Pass
Coumaphos	0.0034	0.0114	0.0034	ND	Pass	Phosmet	0.0035	0.0116	0.2000	ND	Pass
Cyfluthrin	0.0446	0.1486	1.0000	ND	Pass	Piperonyl Butoxide	0.0215	0.0718	8.0000	ND	Pass
Cypermethrin	0.0219	0.0729	1.0000	ND	Pass	Prallethrin	0.0224	0.0745	0.4000	ND	Pass
Daminozide	0.0015	0.0049	0.0015	ND	Pass	Propiconazole	0.0278	0.0926	20.0000	ND	Pass
Diazinon	0.0018	0.0058	0.2000	ND	Pass	Propoxur	0.0023	0.0075	0.0023	ND	Pass
Dichlorvos	0.0168	0.0561	0.0168	ND	Pass	Pyrethrins	0.0532	0.1775	1.0000	ND	Pass
Dimethoate	0.0043	0.0143	0.0043	ND	Pass	Pyridaben	0.0014	0.0048	3.0000	ND	Pass
Dimethomorph	0.0065	0.0217	20.0000	ND	Pass	Spinetoram	0.0056	0.0186	3.0000	ND	Pass
Ethoprophos	0.0023	0.0077	0.0023	ND	Pass	Spinosad	0.0011	0.0037	3.0000	ND	Pass
Etofenprox	0.0276	0.0921	0.0276	ND	Pass	Spiromesifen	0.0006	0.0021	12.0000	ND	Pass
Etoxazole	0.0003	0.0011	1.5000	ND	Pass	Spirotetramat	0.0015	0.0049	13.0000	ND	Pass
Fenhexamid	0.0108	0.0361	10.0000	ND	Pass	Spiroxamine	0.0010	0.0034	0.0010	ND	Pass
Fenoxycarb	0.0008	0.0028	0.0008	ND	Pass	Tebuconazole	0.0057	0.0189	2.0000	ND	Pass
Fenpyroximate	0.0023	0.0076	2.0000	ND	Pass	Thiacloprid	0.0002	0.0008	0.0002	ND	Pass
Fipronil	0.0079	0.0264	0.0079	ND	Pass	Thiamethoxam	0.0004	0.0014	4.5000	ND	Pass
Flonicamid	0.0048	0.0160	2.0000	ND	Pass	Trifloxystrobin	0.0032	0.0108	30.0000	ND	Pass

LOQ = Limit of Quantitation; The reported result is based on a sample weight with the applicable moisture content for that sample; Unless otherwise stated all quality control samples performed within specifications established by the Laboratory. Pesticide detection is determined by LCMS & GCMS, SOP 6.03 & 6.04, 16 CCR § 5719.



*Rkeledj*

Raquel Keledjian  
Lab Director

Confident Cannabis  
All Rights Reserved  
support@confidentcannabis.com  
(866) 506-5866  
www.confidentcannabis.com



Attest all LQC samples performed and met in accordance with 16 CCR sec. 5730. This product has been tested by PH Solutions using valid testing methodologies and a quality system as required by state law. Values reported relate only to the product tested. PH Solutions makes no claims as to the efficacy, safety or other risks associated with any detected or non-detected levels of any compounds reported herein. This Certificate shall not be reproduced except in full, without the written approval of PH Solutions. Certified by Lab Director Dr. Raquel Keledjian